



swing gates



sliding gates



garage doors



tubular motors



rolling shutters



road barriers



accessories



Automation for swing gates

LEADER



Electromechanical locked ram for swing gates up to 3.5 m
RELIABILITY AND COMPLETENESS.

Wide range of systems available in different lengths and voltages, ensure most swing gates for residential and community use can be automated efficiently. With quiet and reliable operation; with its worm screw drive system manufactured with bronze gears and practical release lever by key lock for manual operation makes the LEADER a formidable choice for automation. The LEADER is available in TI version with stainless steel pipe or TA version with protected tube which can also be fitted with limit switches adjustable for the closing position.

The 24Vdc version boasts built-in obstacle detection in compliance with the new Machine Directives ensuring this system is safe for use in various applications. In addition, the automation can be powered by a solar panel or back up batteries for continued operation in the event of power cuts.



The 230V electronic controller provided with 230V kits features: LED display screen for ease of programming and fault diagnosing, adjustable deceleration times of the motors, adjustable Pedestrian Opening feature, adjustable motor working times for custom opening angles.

LEADER TI

Extending ram operator

TECHNICAL FEATURES

	Leader 3	Leader 4	Leader 5	Leader 3 24V	Leader 4 24V	Leader 5 24V	Leader 3 115V	Leader 4 115V	Leader 5 115V
Power Supply	230V ~ 50Hz	230V ~ 50Hz	230V ~ 50Hz	24V dc	24V dc	24V dc	115V ~ 60Hz	115V ~ 60Hz	115V ~ 60Hz
Current	1,2 - 1,7A	1,2 - 2A	1,2 - 1,7A	0,5 - 0,75A	0,5 - 0,75A	0,5 - 0,75A	2,0 - 2,3A	2,0 - 2,3A	2,0 - 2,3A
Motor Power	280W	280W	280W	50W	50W	50W	300W	300W	300W
Capacitor	8µF	8µF	8µF	—	—	—	30µF	30µF	30µF
Thermic Protection	150°C	150°C	150°C	—	—	—	150°C	150°C	150°C
Maximum Thrust	2800 N	2800 N	2800 N	2500 N	2500 N	2500 N	3000 N	3000 N	3000 N
Class IP Protection	44	44	44	44	44	44	44	44	44
Revolutions (speed)	1400 rpm	1400 rpm	1400 rpm	1600 rpm	1600 rpm	1600 rpm	1700 rpm	1700 rpm	1700 rpm
Opening Angle	110° deg	110° deg	110° deg	110° deg	110° deg	110° deg	110° deg	110° deg	110° deg
90° opening time	17"	22"	27"	15"	20"	25"	14"	18"	22"
Leaf's max weight	350 Kg	350 Kg	250 Kg	275 Kg	250 Kg	150 Kg	300 Kg	250 kg	200 Kg
Leaf's max length	2 m	2,75 m	3,5 m	2,0 m	2,5 m	3,0 m	2,0 m	2,75 m	3,5 m
Duty Cycle	40%	40%	40%	80%	80%	80%	40%	40%	40%

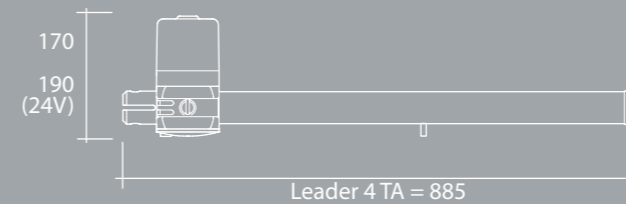


LEADER TA

Fixed ram operator with moving tow eye

TECHNICAL FEATURES

	Leader 4 TA	Leader 4 TA 24V	Leader 4 TA 115V
Power Supply	230V ~ 50Hz	24V dc	115V ~ 60Hz
Current	1,2 - 1,7A	0,5 - 0,75A	2,0 - 2,3A
Motor Power	280W	50W	300W
Capacitor	8µF	—	30µF
Thermic Protection	150°C	—	150°C
Maximum Thrust	2800 N	2500 N	3000 N
Class IP Protection	44	44	44
Revolutions (speed)	1400 rpm	1600 rpm	1700 rpm
Opening Angle	110° deg	110° deg	110° deg
90° opening time	22"	20"	18"
Leaf's max weight	300 Kg	200 Kg	200 Kg
Leaf's max length	2,75 m	2,5 m	2,75 m
Duty Cycle	40%	80%	40%

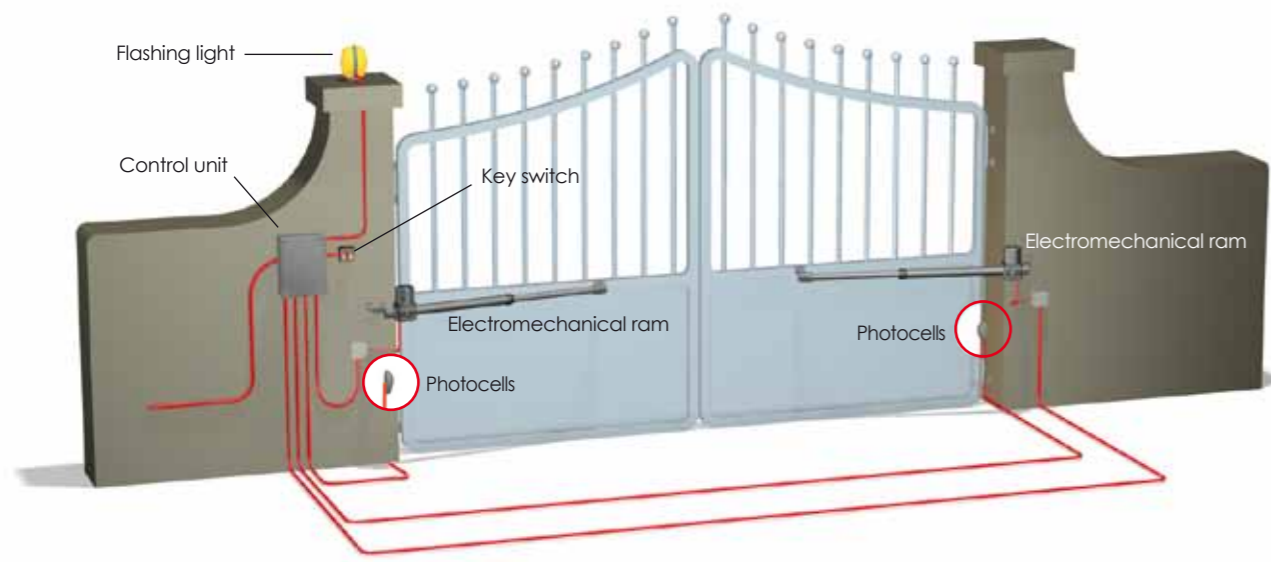


LEADERkit

- Pedestrian - opening function
- Soft-start & soft-stop
- It can be powered by solar energy (24V)
- CE



Electromechanical extending ram operators



Control panel, with radio receiver 433,92 Mhz



RL11T Flashing light 24Vdc



TX312 2 Transmitters 3-channel



RF36 Safety photocells



RS15 Key switch