

POE series power supply unit

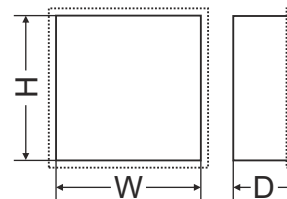

PoE power supply 48V DC for up to 4 IP camera with battery backup



EN*

CODE: **POE0448B** v.1.0/1

TYPE: **PoE 48V/1,3A/7Ah PoE power supply for up to 4 IP cameras with battery backup**



PSU features:

- DC 48V uninterruptible power supply to 4 cameras IP
- battery housing: 7Ah/12V
- built-in 12/48V converter
- Wide range of AC supply voltage: 176+264V
- High efficiency: 80%
- battery charging and maintenance control
- deep discharge battery protection (UVP)
- battery charging current: 0,5A
- battery output protection against short circuit and reverse connection
- designed for 10Mbit/s and 100Mbit/s network
- LED optical indication
- protections:
 - SCP short-circuit protection
 - Surge protection
 - Antisabotage protection
 - OLP overload protection
- warranty – 2 year from the production date

DESCRIPTION

The PSU is designed for supply of up to 4 webcams requiring stabilized voltage of **48V DC (+/- 1V)**. The PSU supplies voltage of **48V DC** and total current capacity of **I=4x0,32A+0,5A Battery charging***. In case of mains power loss, the unit will instantly switch to battery operation. The power supply is constructed on the basis of a switch mode PSU with high energy efficiency and 12/48V DC boost converter and is housed in a metal enclosure (RAL 9003) with battery space for a 7Ah / 12V battery. A micro switch indicates door opening (front cover). The power is carried over the spare pairs (4/5 & 7/8), which, according to the Ethernet network standard, are not used for data transmission (data transmission uses 1/2 and 3/6 data pairs).

The PSU can not be used in Gigabit Ethernet networks, where all twisted pairs are involved in the transmission of data!

During normal operation, the total current drawn by the device should not exceed I=4x0,32A*.

Maximum battery charging current is 0,5A.

* See diagram 1

PoE series power supply unit

PoE power supply 48V DC for up to 4 IP camera with battery backup



SPECIFICATIONS	
PSU type:	A (EPS - External Power Source)
Mains supply:	176÷264V AC
Current consumption:	0,72A@230VAC max.
PSU's power:	69W max.
Efficiency:	80%
Output voltage:	48V DC (+/- 1V)
Output current $t_{AMB}<30^{\circ}C$	4 x 0,32A – see diagram 1
Output current $t_{AMB}=40^{\circ}C$	4 x 0,2A – see diagram 1
Ripple voltage	100 mV p-p max.
PSU current consumption	110mA
Battery charging current	0,5A
Short-circuit protection SCP	F1,5A- melting fuse (in case of a failure, fuse-element replacement required)
Overload protection OLP	110-150% PSU power, manual restart (the fault requires disconnection of the DC output circuit)
Battery circuit protection SCP and reverse polarity connection	melting fuse F15A
Surge protection	varistor
Deep discharge battery protection UVP:	$U<9,5V (\pm 5\%)$ – disconnecting the battery terminal
Antisabotage protection: - TAMPER output indicating enclosure opening	- microswitch, NC contacts (enclosure closed), 0,5A@50V DC (max.)
Optical indication of operation:	Yes –LED lights
Operating conditions:	2nd environmental class, $-10^{\circ}C\div40^{\circ}C$
Enclosure:	DC01 steel plate, 1,0mm, color RAL 9003
Dimensions:	280 x 292 x 80+8 [mm] (WxHxD)
Net/gross weight:	2,30kg / 2,50kg
Battery housing:	7Ah/12V (SLA) max. 160x100x75mm (WxHxD) max
Closing:	Cylindrical screw x 2 (at the front), lock assembly possible
Declarations, warranty	CE, 2 year from the production date
Notes:	The enclosure has a 14mm distance from the mounting surface so the cables can be led. Switch mode power supply: $\Phi 0,63-2,5$ (AWG 22-10) LAN/PoE outputs 1...4: RJ45 8P8C TAMPER output: wires, 30cm

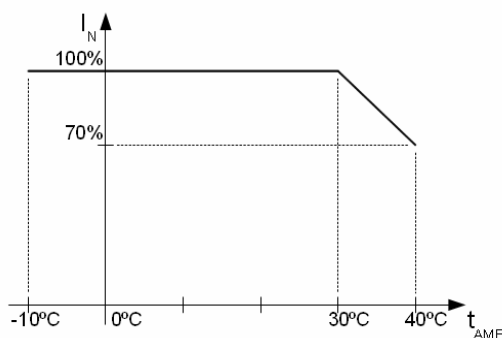


Diagram 1. Maximum permissible output current depending on ambient temperature.