

HPSBOC series power supply unit



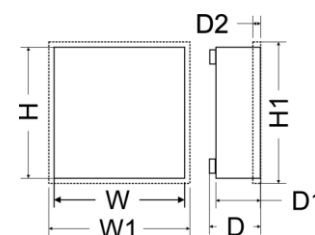

Buffer, switch mode power supply unit 27,6V DC with technical outputs.

CODE: HPSBOC 5524C v.1.1/VII

EN

TYPE: HPSBOC 27,6V/5A/2x17Ah/OC Buffer, switch mode power supply unit with technical outputs.

GREEN POWER plus



Features:

- DC 27,6V/5A uninterruptible power supply*
- fitting battery: 2x17Ah/12V
- wide range of mains supply: 176÷264V
- high efficiency 83%
- battery charging and maintenance control
- excessive discharging (UVP) protection
- jumper selectable battery charge current 0,5A/2A
- battery output full protection against short-circuit and reverse polarity connection
- LED indication
- EPS technical output indicating AC power loss – OC and relay type
- PSU technical output indicating PSU failure – OC and relay type
- LoB technical output indicating battery low voltage – OC and relay type
- protections:
 - SCP short-circuit protection
 - OVP overvoltage protection
 - overvoltage protection
 - against sabotage
 - overload protection (OLP)
- warranty – 2 year from the production date

DESCRIPTION

A buffer PSU is intended for an uninterrupted supply to devices requiring stabilised voltage of **24V DC (+/-15%)**. The PSU provides voltage of **U=27,6V DC**. Current efficiency:

1. Output current 5A + 0,5A battery charge*

2. Output current 3,5A + 2A battery charge*

Total device current + battery: 5,5A max*.

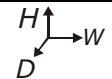
In case of power decay, a battery back-up is activated immediately. The PSU is constructed based on the switch mode PSU, with high energy efficiency. The PSU is housed in a metal enclosure (colour RAL 9003) which can accommodate two 17Ah/12V batteries. A micro switch indicates door opening (front cover).

* See chart 1

HPSBOC series power supply unit



Buffer, switch mode power supply unit 27,6V DC with technical outputs.

SPECIFICATIONS	
PSU type	A (EPS - External Power Source)
Mains supply	176÷264V AC
Current up to	1,4A@230VAC
Supply power	155W max.
Efficiency	83%
Output voltage	22V±27,6V DC – buffer operation 19V±27,6V DC – battery-assisted operation
Output current $t_{AMB}<30^{\circ}C$	5A + 0,5A battery charge - see chart 1 3,5A + 2A battery charge - see chart 1
Output current $t_{AMB}=40^{\circ}C$	3,3A + 0,5A battery charge - see chart 1 1,8A + 2A battery charge - see chart 1
Voltage adjustment range	24÷28V DC
Ripple	150mV p-p max.
Battery charge current	0,5A or 2A max. @ 2x17Ah (± 5%)– jumper selectable
Short-circuit protection SCP	electronic, automatic recovery
Overload protection OLP	105-150% of power supply, automatic recovery
Battery circuit protection SCP and reverse polarity connection	polymer fuse
Surge protection	varistors
Overvoltage protection OVP	>32V (automatic recovery)
Excessive discharge protection UVP:	U<19V (± 5%) – disconnection of battery terminal
Tampering protection system: - TAMPER – indicating unwanted opening of the PSU's enclosure	- a microswitch, NC contacts (enclosure closed) 0,5A@50V DC (max.)
Technical outputs: - EPS; output indicating AC power failure - PSU; output indicating DC absence/PSU failure - LoB output indicating battery low voltage	- relay type: 1A@ 30VDC/50VAC, time lag: approx. 10s. - OC type, 50mA max., normal status: L (0V) level, failure: hi-Z level, time lag: 10s. - relay type: 1A@ 30VDC/50VAC, - OC type, 50mA max., normal status: L (0V) level, failure: hi-Z level - relay type: 1A@ 30VDC/50VAC, - OC type, 50mA max., normal status: ($U_{BAT} >23V$): L (0V) level, failure: ($U_{BAT} <23V$): hi-Z level
LED indication	Yes
Operating conditions	2nd environmental class, -10 °C÷40 °C
Enclosure	Steel plate, DC01 0,7mm colour: RAL 9003
Enclosure dimensions	405 x 355 x 90+8 [mm] (WxHxD)
Net/gross weight	3,70kg / 4,00kg
Fitting battery	2x17Ah/12V (SLA) max. 360x170x85mm (WxHxD) max 
Closing	Cheese head screw x 2 (at the front), (lock assembly possible)
Deklarations, warranty	CE, RoHS, 2 year from the production date
Notes	The enclosure does not adjoin the assembly surface so that cables can be led. PSU cooling: convection. Power-supply: $\Phi 0,63$ -2,50 (AWG 22-10) Outputs: $\Phi 0,63$ -2,50 (AWG 22-10) Battery output BAT: 6,3F-2,5

HPSBOC series power supply unit



Buffer, switch mode power supply unit 27,6V DC with technical outputs.

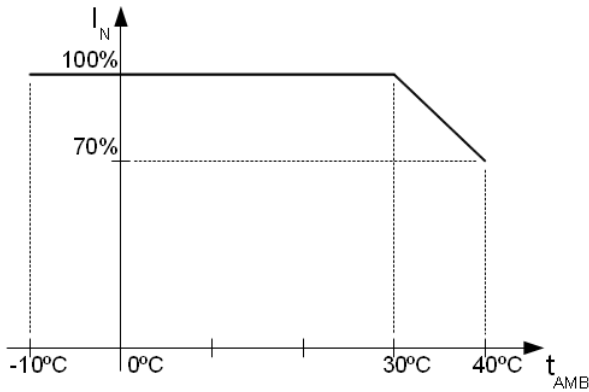
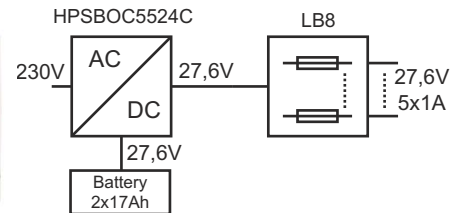


CHART 1. Acceptable output current from the PSU depending on ambient temperature.

Optional configurations:

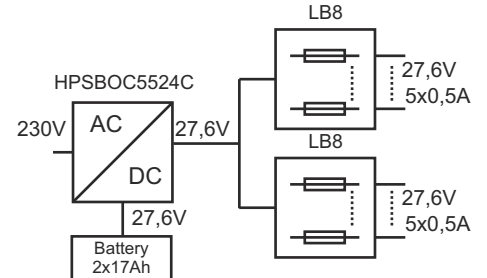
Buffer power supply unit HPSBOC 27,6V/5x1A/2x17Ah.

- HPSBOC5524C + LB8 5x1A (AWZ579 or AWZ580) + 2x17Ah



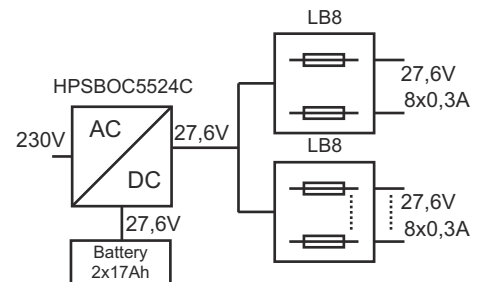
Buffer power supply unit HPSBOC 27,6V/10x0,5A/2x17Ah.

- HPSBOC5524C + 2xLB8 10x0,5A (AWZ578 or AWZ580) + 2x17Ah



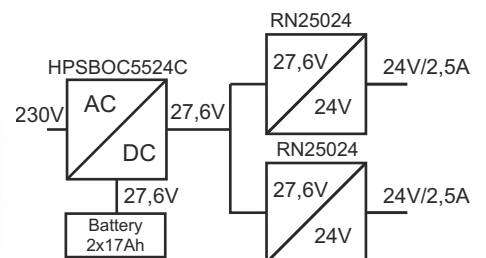
Buffer power supply unit HPSBOC 27,6V/16x0,3A/2x17Ah.

- HPSBOC5524C + 2xLB8 16x0,3A (AWZ577 or AWZ580) + 2x17Ah



Buffer power supply unit HPSBOC 27,6V/2x24V/2x2,5A/2x17Ah.

- HPSBOC5524C + 2 x RN25024(27,6V/24V) + 2x17Ah



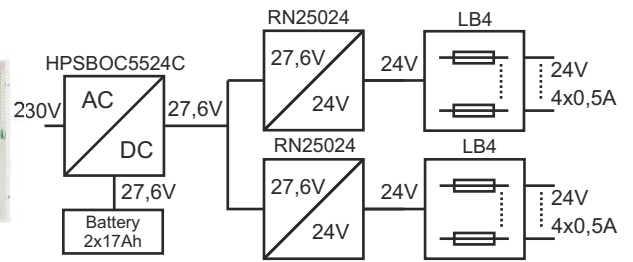
HPSBOC series power supply unit



Buffer, switch mode power supply unit 27,6V DC with technical outputs.

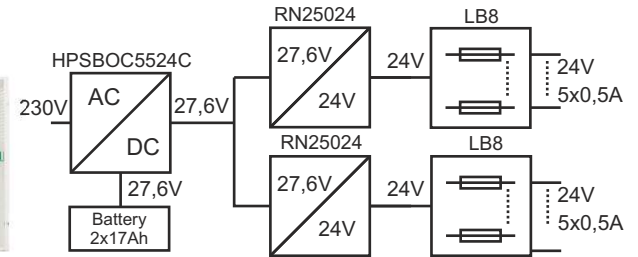
Buffer power supply unit HPSBOC 27,6V/2x24V/8x0,5A/2x17Ah.

- HPSBOC5524C + 2 x RN25024(27,6V/24V)
- + 2xLB4 8x0,5A (AWZ574 or AWZ576) + 2x17Ah



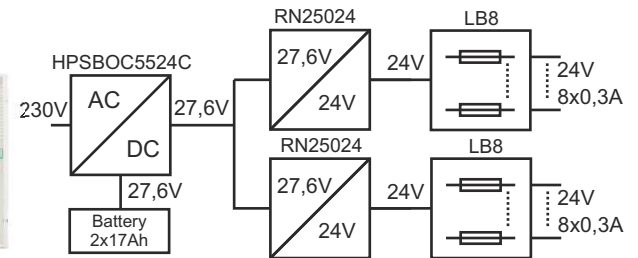
Buffer power supply unit HPSBOC 27,6V/2x24V/10x0,5A/2x17Ah.

- HPSBOC5524C + 2 x RN25024(27,6V/24V)
- + 2xLB8 10x0,5A (AWZ578 or AWZ580) + 2x17Ah



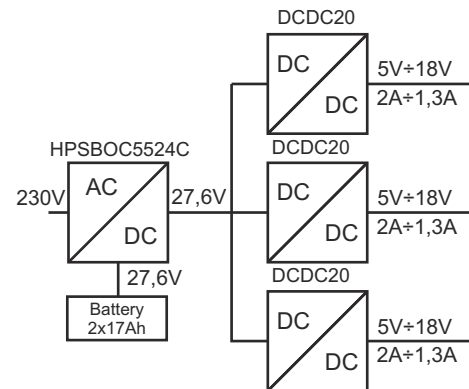
Buffer power supply unit HPSBOC 27,6V/2x24V/16x0,3A/2x17Ah.

- HPSBOC5524C + 2 x RN25024(27,6V/24V)
- + 2xLB8 16x0,3A (AWZ577 or AWZ580) + 2x17Ah



Buffer power supply unit HPSBOC 27,6V/3x5V±18V/3x2A±1,3A/2x17Ah.

- HPSBOC5524C + 3xDCDC20 (3x5V±18V) + 2x17Ah



Buffer power supply unit HPSBOC 27,6V/3x5V±18V/3x2A±1,3A/12x0,5A/2x17Ah.

- HPSBOC5524C + 3xDCDC20 (3x5V±18V)
- + 3xLB4 12x0,5A (AWZ574 or AWZ576) + 2x17Ah

